

TAGteach International

Teaching Humans -Welcome to Dog Training Class with E&E!

Emelie Johnson Vegh & Eva Bertilsson

Carpe Momentum



This lecture is about

**Developing competent, confident
and creative trainers -
setting up for successful learning in class**

Also valuable for

- **Private lessons**
- **Training with friends**
- **Training alone**



An E&E dog training session

What does that look like?

- "The training bubble"
 - The DO part of think-plan-do
 - Complete focus on the dog
 - Keep working no matter what happens



Dog on station = think & talk time



Dog off station = focus bubble!







- Start working = into the training bubble
 - Using stations to frame the training sessions
 - Trainer: think/plan vs just do
 - Others: talk vs keep quiet (may cue "back to station, please")

- "The training bubble"
 - The DO part of think-plan-do
 - Complete focus on the dog
 - Keep working no matter what happens



An E&E dog training session

What does that look like?

- Preparing the setting 
- Planning and practicing without the dog 
- Start working = into the training bubble
 - Using stations to frame the training sessions
 - Trainer: think/plan vs just do
 - Others: talk vs keep quiet (may cue "back to station, please")
- "The training bubble"
 - The DO part of think-plan-do
 - Complete focus on the dog
 - Keep working no matter what happens

Teaching the humans in our dog training class

Our top goals:

- Take care of your dog and yourself
- Establish training session structure
- Develop independence

- ... and develop some training skills :-)

Welcome to class with E&E!

Typical structure in our classes

- ❑ Introduction without dogs
 - Thinking things through and setting up for success
- ❑ Priorities: 1.Your dog 2.Yourself 3.Other people, including your instructor
- ❑ Plan and prepare the dogs' environment
- ❑ Working together in groups
 - One team per group working at a time
 - "Stations" for each dog/human team
- ❑ Structure for dog training session
- ❑ Directions for each exercise
 - Plan-prepare-practice, then do!
 - Often written check list



Groups

How can we help groups gel?

- Written instructions, check lists, feedback lists



CLICKER EXPO SHAPING LAB.

Our plan for today – 5 different exercises

1. Warm-up game for handlers: Full focus!
2. Warm-up game for dogs: Reward-reward-reward!
3. Observation exercise
4. Shaping movement
5. Shaping interaction with an object

In all exercises you'll work in pairs. Only one dog per pair will be active at a time.



Exercise 5: Shaping interaction with an object

□ Plan:

- The final goal
- A super-easy first step
- Verbalize your click point!

□ Train:

- 3 session á 5 treats

□ Between each session:

- Plan if to alter anything!

You may choose to shift
click points
within a session

Final goal : duration head in helmet
First step : nose towards helmet



Groups

How can we help groups gel?

- Written instructions, check lists, feedback lists
- Given roles
- Group work start-up
- Rotating
- Shared resources



Advantages of working in groups

- ❑ Learning to think, work independently, make decisions
- ❑ Focus on a variety of details
- ❑ Supporting and getting support
 - Processing instructions
 - Reminders and feedback
 - Questions and discussions



Advantages of working in groups

❑ Learning to think, work independently, make decisions

❑ Focus on a variety of details

❑ Supporting and getting support

- Processing instructions
- Reminders and feedback
- Questions and discussions

❑ Extra hands

- Helper
- Timer, record keeper
- Attend to animals
- Learning through doing!

❑ In charge of your own training

- Explain and answer questions
- Prepare helpers



We wish to be good teachers for humans as well as for non humans!

What?

- Happy & confident
- Work independently
- Specific skills

All aspects of the learning experience function as R+

How?

- Setting up for success
- Positive reinforcement
- Split – teach - build
- The learner is always right

TAGteach International

Happy Teaching!

Recordings are available also of part 1,
"Teaching the Animal Trainer"

Emelie Johnson Vegh & Eva Bertilsson

info@carpemomentum.nu

www.carpemomentum.nu

